



Clumber Spaniel Club of America



INFORMATION BOOKLET



19th Century print / Courtesy of Ricky Blackman collection

FOR MORE INFORMATION VISIT OUR WEBSITE AT

www.clumbers.org

6th EDITION © 2009 Revised by Susan King

ALL RIGHTS RESERVED

By The Clumber Spaniel Club Of America, Inc.

THE CLUMBER SPANIEL CLUB OF AMERICA

The Clumber Spaniel Club of America, Inc., provides this booklet to offer insight, information, and answer questions about our unique breed. The Clumber Spaniel Club of America (“CSCA”) was founded in order to:

- Encourage and promote quality in breeding of purebred Clumber Spaniels and to do all that is possible to develop their natural qualities to perfection.
- Encourage the organization of local, independent Clumber Spaniel specialty clubs in those localities where there are sufficient fanciers of the breed to meet the requirements of the American Kennel Club (“A.K.C.”).
- Urge members and breeders to accept the Standard of the breed as approved by the A.K.C. as the only measure of excellence by which Clumber Spaniels shall be judged.

- Protect and advance the interests of the breed and to encourage participation in and sportsmanlike competition at dog shows, obedience trials, agility trials, tracking tests, and hunting tests.
- Conduct sanctioned matches, specialty shows, obedience trials, tracking tests and hunting tests under the rules of the A.K.C.

In February 1972, at the Westminster Kennel Club dog show, seven devotees of the Clumber Spaniel met and founded the **Clumber Spaniel Club of America**. One of the Club's first activities was to document those Clumbers that existed in the United States. By late May of that year, they had a comprehensive list of 37 Clumbers, along with their sires and dams. Here are the highlights of the Club's firsts:

1973--Fun match was held with an entry of 13 dogs in Voorheesville, NY.

1976--AKC sanctioned "B" Match was held in Sussex, NJ with 13 exhibited.

1977--AKC sanctioned "A" Match was held in Ann Arbor, MI with 20 Clumbers exhibited.

1978--AKC sanctioned National Specialty Show was held in Ann Arbor, MI with 39 Clumbers exhibited.

1981--Puppy Sweepstakes was held in Ann Arbor, MI, with an entry of 5.

1986--Working Dog Test was held in San Mateo, CA with the first WDX awarded.

1988--Obedience Trial was held in Wichita, KS with an entry of 12, in 5 different classes.

1989--Hunting Tests were held in Pomona, CA. CSCA became a "member club" of the AKC.

1991--Tracking Tests were held in Delaware, OH at the TD (Tracking Dog) level.

1995--TDX (Tracking Dog Excellent) Tests were held in Palo Alto, CA.

2001--Variable Surface Tracking (VST) Test was held in Denver, CO with one entry.

2002--Veteran Sweepstakes was held in Scottsdale, AZ with an entry of 4 in 2 classes.

2007--Rally Obedience and Agility Trial Ann Arbor, MI

The CSCA has grown in membership over the years. The majority of the members are companion pet owners, which comprise the most important segment of any club. Many members volunteer their time and energy working hard in every capacity to further the betterment of the Breed and the CSCA.

The CSCA encourages the responsible neutering of Clumbers that are not part of a well-defined breeding program. The number of Clumber Spaniels in the United States is growing at a slow but steady pace. A large number of owners of these Clumbers are members of the CSCA.

HISTORY OF THE CLUMBER SPANIEL

By Ricky Blackman

The history of the Clumber Spaniel breed has been marked with colorful tales of dukes, escapes across the English Channel from the French Revolution and fanciful crossbreeding. However, there is no factual basis for the previously most prevalent story and only speculation about the true origin of the breed. We do hope that in the near future DNA analysis will determine from what canine combinations this wonderful breed has evolved.



It is the current thinking that the gamekeepers who actually cared for, dealt with and hunted with the dogs in the latter part of the 18th and first half of the 19th century combined dogs whose functions fit their needs and demands. It is a most interesting and mentally rewarding exercise for the fanciers to think about which characteristics of what breeds would have produced a Clumber, such as Basset Hounds an some form of Alpine Spaniel.

It is true that the name Clumber derives from the Duke of Newcastle's 3,800 acre estate, Clumber Park in Nottinghamshire, England. (The name Clumber itself probably derives from the ancient name, Clun, of a local river.) A number of titled families and landed gentry living in that area, known as The Dukeries, hunted with these sporting spaniels. Certainly, there are records of Clumber breedings among the dogs on these neighboring estates. It has been theorized that the Duke of Newcastle's long time gamekeeper, William Mansell, was himself responsible for the development of this unique breed. It is known that he and his descendants worked in that area for a long time with a significant number of hunting spaniels.

Many examples of vintage paintings depict Clumbers in the hunting situations. It is especially interesting to note that many of these dogs closely resemble today's dogs, with sometimes a little less bone and smaller heads. The colors evident in almost all old pictorial records are white with orange, even early standards and actual written descriptions mention a preference for the color lemon.

Clumbers are thought to have arrived in North America in 1848, first in Canada, but there were enough in the United States by 1883 to be one of the first nine breeds recognized by the American Kennel Club. Clumber Spaniels were shown and sought after in the latter part of the 19th century in England, but it wasn't until the 1930's that a significant number were shown here. In recent years the

breed's popularity is the highest it has ever been in the show ring, in the field, obedience ring, agility trials, tracking trials, and at home Rightly so.



"The Return from Shooting" at Clumber Park
Painted by Francis Wheatley R.A --Courtesy of Sheffield Gallery & Trust

In the possession of the Sheffield Gallery (Sheffield, England) there is what reliably may be one of the first examples of Clumbers in art painted in 1788 by Sir Francis Wheatley, R.A. entitled, "*The Return from Shooting.*" The painting portrays the Duke of Newcastle seated on his horse next to his friend Colonel Litchfield, along with his gamekeeper, Mansell, and four Clumber Spaniels.



The Clumber Spaniel was one of the original nine breeds recognized by the AKC when the organization was formed. The early American show history of the Clumber has been somewhat erratic. From 1876 to 1931, only nineteen Clumbers attained the title of champion. 1935 to 1942 saw 26 more finish with the Squirrel Run kennel name on most of them (owned by the DuPont family). The DuPont Clumbers were used extensively in the field as well as the show ring. In the next 25 years, only four Clumber Spaniels were awarded a "Ch." in front of their name. A great revival of interest in the Clumber at dog shows began in 1968. In the past century more than 700 Clumbers have attained champion status. There has been some increased interest in the breed since 1996 when a Clumber was televised winning Best in Show at the Westminster Kennel Club.



The first Clumber to win Best in Show at one of America's most prestigious dog shows in 1996, Westminster Kennel Club. / Photo by Chet Jezierski (by permission)

The following written by Susan King

The interest in showing continues to grow among the CSCA membership today. At the present time, a large percentage of the Clumbers alive in the United States have either an AKC championship title before their name or obedience, tracking, agility and hunting titles after their name. Some have several titles! Modern Clumbers are all-purpose, all-around performing dogs and frequently participate enthusiastically in several venues. Judges in all disciplines are seeing sounder, showier, cleaner, and better-groomed dogs. These improvements have made it possible to compete successfully winning over other breeds at the Sporting Group and Best-In-Show levels.

A knowledgeable breeder will evaluate and decide which puppies in a litter will be considered “show potential or “companion.” A show potential Clumber Spaniel is among a select group of puppies with a higher degree of physical perfection that will closely represent the Clumber Spaniel Club of America’s breed standard. With proper socialization and training a show potential puppy will earn his/her AKC championship by maturity (approximately 3 to 4 years of age.)



Even the most “perfect” Clumber Spaniel will have faults. However, a more experienced owner handler or professional handler can minimize these faults

through grooming and presentation of the dog to the judge. Many owner handlers have successfully shown their Clumbers, and they have developed a tremendous sense of pride in what their Clumber has accomplished. The key to success is to research and find a truly fine show potential Clumber. The CSCA Illustrated Standard will help you understand what an ideal Clumber Spaniel should be upon maturity.

DESCRIPTION OF THE CLUMBER SPANIEL



The Clumber Spaniel breed is described as dignified, charming, loving, entertaining, inquisitive, affectionate, intelligent, gentle, mischievous, stubborn, determined, self-willed, appealing, and naughty. The Clumber is a loyal dog, good with children and amiable with other animals. His happy personality and perceptive intelligence make him a much-loved member of the family. The hallmark of the breed is his sweet and gentle temperament.

The Clumber thrives on attention. Most Clumbers love to fetch so they are not difficult to exercise or keep amused. They also like to carry things in their mouths, often picking something off the floor when

greeting, all the while dancing a little jig. While Clumbers like nothing better than a walk with their master, they are not the breed of choice for people who wish to run or jog long distances with their pet.

The Clumber Spaniel responds to positive reinforcement and praise. Consistency and patience is the key to all obedience training. Harsh training methods are usually ineffective on the sensitive Clumber. An untrained dog, no matter what size, is a liability in today's society. For their own safety, all dogs require some form of obedience training. Most Clumbers are readily trained. The ideal time to begin training is when you bring your new puppy home. Puppies should be taught to walk on a loose lead, come when called and stay. Always use praise and encouragement when training your puppy. By starting training early you avoid developing any bad habits.

Scout out puppy kindergarten and obedience classes offered in your area. Contact instructors recommended to you by fellow dog owners and sit in on some of their classes prior to bringing or enrolling your puppy. If at any time you feel uncomfortable with their training methods -- leave! Don't continue if you are uncomfortable with either the instructors or the teaching methods that they employ.

Some important consideration should be given to shedding and slobbering in the Clumber. You should be aware, when considering a Clumber; that males develop luxurious coats on the belly and in front of the rear legs (not to mention the skirt around the rear and the ruff of the chest). Females are often less coated in the chest, but have abundant skirting and belly hair. They will grow a profuse coat (especially in cold temperatures) and that coat will SHED moderately all year round. Also, the correct Clumber has a big head with a broad top skull, well-developed flews, and plenty of lip. That often means that many Clumbers slobber and drool—not as much as a Mastiff or St. Bernard, but certainly more than many other breeds with tighter lips.

Some Clumbers run to meet everyone who comes into the house, but occasionally you may find them initially reticent with strangers—never shy or aggressive, but reserved and dignified. Since they are “silent hunters” they tend to be poor watch dogs, because they generally do not bark at everything. Their friendly, all-accepting personality makes them poor candidates for guarding.

Much information in all-breed books depicts the Clumber as a slow moving and lethargic dog. While the Clumber may be rather “laid back” in the home, they are enthusiastic hunters and trackers out-of-doors. They are by no means slow, lazy or awkward while performing their duties in the field!

The Clumber's personality can be summed up in this quote from *"That's a Good Dog"* by Brian Ghent published in London in 1953.

“A Clumber Spaniel puppy looks like a happy little bear...a full grown Clumber is a great bustling creature that reminds me of an Irish washerwoman with the same tenderness of heart and loyalty of spirit...The chief charm of a Clumber is that he looks and goes about his job as though nature had intended him for it, a solid and sturdy worker who simply loves a day in the fields. He will carry things around as soon as he is old enough for his pudgy little legs to stagger him about and goes on doing it until the evening of his days...”

People continue to be intrigued with this “big-little” dog with the aristocratic air.



HUNTING STYLE OF THE CLUMBER

by Darrell Reeves



The Clumber Spaniel style of hunting is best understood by examining the historical purpose for which the breed was developed. It was in England during the 1700's that the Clumber was selectively bred for use in hedgerows and gorse, which is a very tough, woody stemmed cover. A dog that would hunt fast and hard in this type of cover would soon cripple

itself, so Clumbers were developed to hunt at a trot or a pace. This woody type of cover had a canopy of leaves which held in scent and slowed the wind currents. This required a dog with an excellent nose that was much more of a tracker. Also, since the original cover was so difficult to penetrate, it required a dog with tremendous drive and determination to fight through the brush when birds were scented. Shot-guns and ammunition from that period were not as powerful as today, so hunters then tended to have even more cripples than modern hunters. Thus, a Clumber approaches every bird as if it is a cripple that he is very intent on catching. If the bird is moving, he will track it intently, if it stays on the nest or stops in heavy cover, he will slow down as he approaches it, stalking it like a cat. When he is very close to the bird, he will often stop in order to locate the bird



precisely before he pounces. This "English style, hesitation flush" is common in breeds of spaniels which have their hunting roots in England. Many American hunters also value this style, as it gives them time to get ready for the shot. Due to the breed's drive, determination, and more deliberate pace, they are often today dubbed, "The Gentleman's Hunting Dog."

CSCA CLUMBERS IN THE FIELD

by Bob Wickwire

Clumber Spaniels have accomplished many milestones in the field. This has been due to the hard work and dedication of many club members who have had, and still have, a passion for keeping the original purpose of our breed alive in today's dogs. Most Clumbers with field titles are also champions, and have been able to compete at the highest levels of conformation. This is a huge credit to our breed, and I hope to see this dual purpose nurtured and continued in the years to come. Many dogs have earned hunting titles, and as of 2006 six Clumbers have reached the highest achievement in the field, that of Master Hunter (MH).



Master hunter retrieving a pheasant
Photo by Carl Lindermaier (by permission)

CLUMBER SPANIELS IN OBEDIENCE

By Janice Scott

Clumber Spaniels, although not known as top obedience competition dogs, are easy to train. They tend to learn fast, retain their knowledge and love to work. Why should one train for obedience? Everyone appreciates a canine good citizen, a dog who comes, stays, downs and walks on a loose leash. All these are taught in obedience training. Also, obedience is the foundation for all performance events whether it is agility, hunting, or conformation showing.

Obedience competition in AKC events has three levels, Novice, Open and Utility, each level significantly more difficult. As the dogs advances through the levels they gain titles which are added to their registered name. They are CD, CDX and UD. There are a number of Clumbers competing at the highest level, Utility.




Starting January 2005, AKC added rally competition which also requires obedience training. In Rally Competition, a dog and handler moves from station to station, completing the exercise described at each station. Owners can



encourage and help their dogs with hand movements and verbal encouragement. The levels of rally are Novice, Advanced and Excellent with each level more difficult. The titles that can be earned are RN, RA and RE. There are more than forty Clumber Spaniels who have earned rally titles.

Owners should start training their dogs as soon as they arrive at their new home. Young puppies are capable of learning the basic commands. Puppies should also be exposed to many sights and sounds so that they are comfortable in the world outside their home. Owners should plan on formal class instruction, ideally starting with Puppy Kindergarten and later advancing to formal obedience instruction.



Owners should find an experienced instructor who stresses positive reinforcement. All dogs learn and thrive in a happy, fun environment that rewards their learning.

Obedience training can be fun, rewarding and great for enjoying the companionship with one's dog. Owners will find Clumber Spaniels are great obedience dogs.



TRACKING

By Kathy Marshburn

Tracking is a wonderful sport to do with your Clumber Spaniel. If you can walk behind a dog, you can do tracking! Many people who begin tracking soon discover they enjoy this sport more than conformation, obedience, agility or rally. Clumbers are natural trackers.

The majority of training lies with the handler. Trusting a dog's instinct is key for the handler. It is remarkable to watch a dog work and know when he has picked up the scent and is running with it. To watch a dog check cross tracks (tracks made by someone other than the tracklayer) and know which is the correct scent is a sight to see. Over time and with experience, the bond between handler and dog can become so tight that the dog can be misled on the track by the handler's body language. Many handlers learn during a tracking test how easily their simple gestures can stop a dog from going in the right direction.



Tracking Dog (TD) is the first level of tracking. The track is 440 to 500 yards long with three to five turns. The tracklayer walks the track dropping an article at the start and at the end. Two flags are placed 30 yards apart indicating the direction of the first leg. The track is aged 30 minutes to two hours before the dog begins scenting. When the judges signal the start, the dog sets out on a 20 to

40 foot leash with the handler following behind. To successfully complete the tracking test the dog must stay on track and complete the course. There is no time limit, as long as the dog is working and considered to be on the track.

There are two advanced levels of tracking - Tracking Dog Excellent (TDX) and Variable Surface Tracking (VST). Dogs may advance to either of these after passing the TD level.

The TDX is 800 to 1,000 yards long and is aged three to five hours. There is one flag at the start, 4 articles placed, and five to seven turns. In addition approximately one and a half hours after the track has been laid, 2 people walk across the track in two places in order to challenge the dog with additional scents. To successfully complete the track, a dog must stay on track and locate all articles. There is no time limit, as long as the dog is working and considered to be on the track.


In VST the track is 600 to 800 yards long, aged three to five hours with 4 articles, and one flag at the start. The track must have a minimum of three surfaces, with two of those having no vegetation. Over one third of the track must be non-vegetated surfaces. VST tracks are laid in urban areas where dogs find their way around buildings, through breezeways, up and down stairs, on streets and the like. A new entry level test soon to be added is a variable surface tracking test equivalent to the first level of tracking (TD.)

A dog who has successfully completed three of these events (TD or the VST entry level, TDX and VST) will earn the title of Champion Tracker (CT).

For those who enjoy being outdoors with their Clumber Spaniel, it is a great sport. Get out there and give it a try!

CLUMBERS IN AGILITY

By Judy Hiller




Clumbers have proven they can participate at the highest levels of agility, since all dogs who complete the courses under standard course time will earn titles. They do not have to be faster than the herding breeds in order to earn their titles...and it is just as rewarding to run and earn a title with your dog as it is to have the fastest dog in the trial. Working with your dog to develop the right combination of drive/desire and attention/control is a challenge requiring a huge commitment of training time, but the relationship results in an amazing bond between dog and handler. Give your Clumber the chance to try it...you'll be hooked!



Agility requires a dog sound of mind and body plus a huge commitment of time by the owner handler, in order to achieve success. The requirements for jump heights are: a dog less than 18” at the withers will jump 16” jumps and do a 16” table, while a dog over 18” will jump 20” jumps, but still do the 20” table. All other equipment remains the same for all breeds, so every dog must scale a 5’6” a-frame, a regulation seesaw, weave from 6-12 weave poles, and complete a 36 foot dogwalk, as well as all of the various jump configurations (single bar, double, triple, broad, panel and tire).

Dogs compete within their height class for placements, but “legs” can be earned by any dog completing the course within the specified time and number of faults allowed at each level (none allowed in Excellent!). Three qualifying legs earn a title at each level of competition until you reach the “B” classes (having completed the AX and/or AXJ); then ten legs are required for the MX and MXJ titles. There are other organizations which also sponsor agility trials, with attendant differing rules (and equipment), and our Clumbers can join in the fun there, too. North American Dog Agility Council [NADAC] rules give our breed an exemption from jumping their shoulder height, so a dog who jumps 16 in AKC trials will jump only 12 in NADAC. United States Dog Agility Association [USDAA] is the reverse of NADAC and requires that all dogs jump (generally) higher than their height at the shoulder, so that a dog jumping 16” in AKC will probably be required to jump 22” in USDAA trials. Both AKC and USDAA offer “preferred” and “performance” classes, which allows the dogs to jump a lower height than they would in the championship classes, plus allowing them additional seconds per round. Titles can also be earned in those areas (Preferred or Performance titles).



THErapy WORK WITH YOUR CLUMBER SPANIEL

By Susan Field

Clumber Spaniels, with their warm, loving temperament and gentle disposition, are well suited to therapy work.

Before your Clumber can be certified as a Therapy Dog, there are several steps to go through before you become a therapy team that is ready to visit and administer to those in need. First, your Clumber should have some obedience training and have passed the Canine Good Citizen test before taking a Therapy Dog certification test. Socialization is an important step to insure that your Clumber becomes familiar with all types of people, situations, and surroundings. Take every opportunity to bring your future therapy partner to welcoming places in order to meet others in a positive atmosphere, and you'll find that your Clumber will seek out and thrive on interaction with all people.

Your gentle Clumber must be happy to be approached by strangers, nonplussed by loud or strange noises, able to navigate through equipment such as wheel chairs and walkers, and leave alone anything that does not belong to him. Your Clumber should get along with other dogs and obey basic commands of sit, stay, and come. Although a jolly attitude is welcome, your dog must not jump on or knock over the people visited. He must also be able to walk through a crowd of unfamiliar people.



There are many venues in which to share your dog with others. Hospitals, nursing homes, libraries, schools, and prisons are examples of facilities that benefit from Therapy Dog visits. Your Clumber can serve in the capacity of a companion that brings comfort to the sick and elderly or as an Animal Facilitated Therapist that can work in rehabilitation facilities or schools for special needs children.

In tune to people and with an intuitive sense of when and how to serve, the Clumber Spaniel is a natural Therapy Dog. Working together as a therapy team, you and your dog will receive much joy while bringing help and happiness to others.



CLUMBER SPANIEL HEALTH

By Roe Froman, DVM

Clumber Spaniels can be wonderful, strong, vibrant, healthy dogs. They may also suffer from ailments that can affect many breeds, or may be specific to Clumbers. Over the past decades, concerted efforts have been made by dedicated breeders to improve the overall health and well being of these dogs we all love.

Hip dysplasia is not unusual in Clumbers.

It is strongly recommended that all Clumbers be x-rayed (radiographed) at or after the age of two years to evaluate their hip conformation. While hip dysplasia is not nearly as crippling in Clumbers as it is in many other breeds of



dogs, it can still be problematic. OFA clearances can help to continue the breed's movement away from the bad hips that were very common in the past. Elbows should also be x-rayed. There are more reports of elbow dysplasia (a term that is used to include fractured coronoids, ununited anconeal processes and/or osteochondritis dissecans) perhaps because Clumber owners and breeders are more aware of these issues, and therefore more likely to check for them. An MRI is often necessary to conclusively diagnose some of these orthopedic problems. There are a variety of treatments available to help dogs with these conditions.

Intervertebral disc disease (bad backs and necks) is also a known problem in Clumbers. The intervertebral disc is a small, rubbery disc that helps provide cushioning between the bony vertebrae of the spine. When a disc herniates or ruptures, it puts severe pressure on the dog's spinal cord. This is very painful, and can lead to lameness or paralysis. Medical therapy is available, and surgical therapy is often curative. Again, MRI is often needed to conclusively diagnose disc problems.

IMHA (Immune Mediated Hemolytic Anemia), formerly known as Auto Immune Hemolytic Anemia, is a potentially fatal disease in Clumbers, other spaniels, and many other types of dogs. In IMHA, the body's immune system, designed to protect the dog from viral and bacterial assaults, becomes

misdirected. The immune system starts attacking the dog's own red blood cells leading to a life threatening anemia. Prompt recognition, treatment and diagnosis are crucial. Even with aggressive therapy, this condition is often fatal. Researchers are working hard to help identify any predisposing genetic factors that may help us to breed away from producing dogs with this condition.

Obstruction or illness from ingesting foreign bodies is not at all unusual. Owners must be vigilant about keeping small toys, objects of clothing such as socks and underwear, wash clothes and dish towels out of their Clumber's (very long!) reach. They are often known to ingest rocks and other foreign materials. Again, owner vigilance is imperative. It can help to avoid life threatening situations and emergency surgeries.

Allergies and ear infections are not unusual in Clumbers, all spaniels and other long eared breeds. Ear infections are often related to underlying allergies. Allergies can be caused by something the dog inhales, eats, touches, or by insects, such as fleas and bee stings. Allergies can be managed with diligent owner/veterinary teamwork, but are not something that can be cured. Routine ear maintenance can help prevent many ear infections.

Hypothyroidism can occur in Clumbers. Full thyroid profiles (including autoantibodies) are useful in evaluating a Clumber's true thyroid status. Daily medication can manage this condition easily.

Portosystemic shunts have been reported rarely in Clumbers. This incorrect vasculature (blood supply) to the liver can cause liver disease, vomiting, poor weight gain, and sometimes seizures. It is important to let your vet know that Clumbers, unlike other large breed dogs, often have extrahepatic shunts. This means the abnormal vessel(s) are not inside the liver, but external to it which makes surgery much more likely to be successful.

Cardiomyopathy is an uncommon but reported condition in Clumber Spaniels. An ultrasonic cardiac echocardiogram is needed to conclusively diagnose this condition.

Eye anomalies are sometimes found in Clumbers. It is important that your veterinarian be familiar with the typical eyelid conformation seen in Clumbers, to avoid misdiagnosing entropion or ectropion. Both can be seen in the breed, but the typical diamond shaped lower lid can often lead to confusion with veterinarians unfamiliar with normal Clumber eyes. Punctate cataracts have also been reported. These minute opacities in the lens are not progressive and do not interfere with vision.

PDP1 (pyruvate dehydrogenase phosphatase 1 deficiency) is a rare condition in Clumbers, leading to extreme exercise intolerance. The availability of a DNA test for this condition means that affected pups need never be born again.

Many Clumbers are natural whelpers, but uterine inertia may necessitate caesarian sections. Anasarca (water puppies) are also known to occur in the breed.

The Clumber Spaniel Club of America founded a DNA bank. This bank is maintained at the University of Missouri in Dr. Gary Johnson's lab. The DNA bank welcomes submissions from **all** Clumber Spaniels to further future research. The Clumber Spaniel is also one of several breeds included in the Canine Phenome Project. This online health registry enables owners to submit valuable health information about their dogs in real time throughout their lives.

The Clumber Spaniel Health Foundation was formed in 2007 to facilitate fundraising for research projects. The foundation currently is working with Dr. Lorna Kennedy's team of researchers at the University of Manchester investigating DNA in hopes of developing a DNA test for IMHA. The foundation is also working with researchers at the Van Andel Research Institute who are working on hemangiosarcoma. The Clumber Spaniel Health Foundation also manages the Clumber DNA bank. Further information about the Clumber Spaniel Health Foundation can be found online at: www.clumberhealth.org

Working together, dedicated breeders and owners can help to facilitate further improvements in the health and well being of these dogs we all love so much. It takes time, determination, and money - but it can be done.

BASIC CLUMBER SPANIEL GROOMING

By Susan King and Penelope Mahon

Grooming a Clumber is a wonderful way to spend quality time with your dog, and the result is a beautiful dog with a “*soft to the touch*”* coat. You will enjoy the benefits of grooming – a nicely groomed Clumber that looks like the Clumber Spaniel which attracted you to this breed in the first place.

Basic grooming tools include a curved slicker brush, Greyhound comb, thinning shears, curved shears, nail clippers, and ear cleaning solution.

A bath is the first step in grooming. Bathe your Clumber with a quality shampoo and conditioner. Your breeder can recommend shampoo and conditioner brands that work well for your white dog and will suggest where to purchase them. Clumbers benefit from a monthly bath or more often if you wish.

After a bath is an ideal time to clip the toenails, since they are soft and easier to cut. A young Clumber's toenails grow quickly and need regular attention. This is a training time for you and your Clumber puppy. When you first get started, clipping toenails may seem impossible. It requires patience. Start by clipping only one or two nails at a time. Later in the day clip a few more. In no time you

can work up to doing all four paws with your dog's complete cooperation. As your dog gets older you may only need to trim toenails once or twice a month.

Clumbers should be brushed daily or at least weekly. Begin by brushing the entire dog with a curved slicker brush followed by combing with a Greyhound comb. (Occasionally take a brief break by giving hugs and love.) By doing this weekly you can greatly reduce the amount of Clumber hair shed in your home. This is also a way to remove debris in the coat, and provides a regular opportunity to work out or remove any mats.



Trim your Clumber's coat as needed, which may be once or twice a month. The coat *"on the feet should be trimmed neatly to show their natural outline and for utility in the field."** With your Clumber standing trim the extra coat growth around each foot using the curved scissors.

With the dog lying down or standing lift one foot, gently push the hair down between the toes. The extra hair that extends past the pads can now be trimmed. With the pads of the foot facing upward, trim the coat close to the pads. An additional benefit is that your Clumber's feet will bring less dirt into your home.



The Clumber's *"ears are slightly feathered with straight hair."** To begin grooming the ears, lift one ear and trim around its perimeter using curved scissors to cut excess coat that extends beyond the ear leather.

Then turn the ear to expose the underside. Using curved scissors or electric clippers, trim the excess coat around the opening of the ear. Check

with your breeder or veterinarian about recommended products for cleaning the ear canal. Cleaning the ears is quick, easy, and very important for maintaining a healthy drop ear and prolonging your dog's hearing.

Next thin the coat on the front surface of the ear by using thinning scissors. Run the thinning scissors up into the coat in the direction that the hair grows, clipping as you go. Then comb or brush to remove the cut coat. You may repeat this process until you achieve the desired appearance.



As your Clumber gets older the coat will grow in length. The front leg feathering and *“tail feathering may be tidied.”** With your Clumber standing, comb the feathers down on the front leg and hold with one hand as you cut the coat straight across approximately one inch from the grooming surface. Again this will help keep your Clumber neater and the front leg feathers will pick up less debris.



Trimming the tail is a final step. Hold the tip of the tail level with the dog's back, and trim from the tip towards

the body. Using curved scissors, trim the coat short at the tip increasing its length towards the body.

Enjoy your clean Clumber which is a pleasure to touch. You will experience great pride each time a stranger stops you to compliment you on your beautiful Clumber Spaniel!

**Quotes taken from the COAT section of the Official Clumber Spaniel Standard*



This is an example of a nicely groomed three year old female with a full tail.

AMERICAN KENNEL CLUB BREED STANDARD

Effective March 28, 2001

GENERAL APPEARANCE

The Clumber Spaniel is a long, low and substantial dog. His heavy brow, deep chest, straight forelegs, powerful hindquarters, massive bone and good feet all give him the power and endurance to move through dense underbrush in pursuit of game. His white coat enables him to be seen by the hunter as he works within gun range. His stature is dignified, his expression pensive, but at the same time he shows great enthusiasm for his work and play.

SIZE, PROPORTION and SUBSTANCE

The Clumber is rectangular in shape possessing massive bone structure and has the appearance of great power. The ideal height for dogs is 18 to 20 inches at the withers and for bitches is 17 to 19 inches at the withers. The ideal length to height is 11 to 9 measured from the withers to the base of the tail and from the floor to the withers. Dogs weigh between 70 and 85 pounds and bitches weigh between 55 and 70 pounds.

HEAD

The head is massive with a marked stop and heavy brow. The top skull is flat with a pronounced occiput. A slight furrow runs between the eyes and up through the center of the skull. The muzzle is broad and deep to facilitate retrieving many species of game. The nose is large, square and colored in shades of brown, which include beige, rose and cherry. The flews of the upper jaw are strongly developed and overlap the lower jaw to give a square look when viewed from the side. A scissors bite is preferred. The eyes are dark amber in color, large, soft in expression, and deep set in either a diamond shaped rim or a rim with a "V" on the bottom and a curve on top. Some haw may show but excessive haw is undesirable. Prominent or round shaped eyes are to be penalized. Excessive tearing or evidence of entropion or ectropion is to be penalized. Ears are broad on top with thick ear leather. The ears are triangular in shape with a rounded lower edge, set low and attached to the skull at approximately eye level.

NECK, TOPLINE, and BODY

The Clumber should have a long neck with some slackness of throat or presence of dewlap not to be faulted. The neck is strong and muscular, fitting into a well laid back shoulder. The back is straight, firm, long, and level. The brisket is deep and the ribs well sprung. The chest is deep and wide. The loin arches slightly. The tail is well feathered and set on just below the line of back; its trimming minimal, serving to tidy the feathering to allow for a natural appearance and outline. The tail is normally carried level with the topline or slightly elevated, never down between the rear legs. The tail may be docked or left natural, both being of equal value. If docked, the tail's length should be in keeping with the overall proportion of the adult dog. If natural, the tailbone should extend to the point of hock, but should not extend to the ground.

FOREQUARTERS

The Clumber shoulder is well laid back. The upper arm is of sufficient length to place the elbow under the highest point of the shoulder. The forelegs are short, straight and heavy in bone, with the elbows held close to the body. Pasterns are strong and only slightly sloped. The front feet are large, compact and have thick pads that act as shock absorbers. Removal of dewclaws is optional.

HINDQUARTERS

The thighs are heavily muscled and, when viewed from behind, the rear is round and broad. The stifle shows good functional angulation, and hock to heel is short and perpendicular to the ground. Lack of angulation is objectionable. The rear feet are not as large or as round as the front feet but are compact, with thick pads and are of substantial size.

COAT

The body coat is dense, straight and flat. It is of good weather resistant texture, which is soft to the touch, not harsh. Ears are slightly feathered with straight hair. Feathering on the legs and belly is moderate. The Clumber has a good neck frill and on no condition should his throat be shaved. Evidence of shaving is to be penalized. The hair on the feet should be trimmed neatly to show their natural outline and for utility in the field. The rear legs may be trimmed up to the point of the hock. Tail feathering may be tidied. Trimming of whiskers is optional.

COLOR and MARKINGS

The Clumber is primarily a white dog with lemon color or orange color markings. Markings are frequently seen on one or both ears and the face. Facial markings include color around one or both eyes, freckling on the muzzle and a spot on top of the head. A head with lemon/orange markings and an all-white head are of equal value. Freckles on The legs and/or a spot near the root of the tail are also frequently seen and acceptable. The body should have as few markings as possible.



Even at four weeks, Clumber Spaniel puppies have either orange markings (left) or lemon markings (right).

GAIT

The Clumber moves easily and freely with good reach in the front and strong drive from behind, neither crossing over nor elbowing out. The hocks drive in a straight line without rocking or twisting. Because of his wide body and short

legs he tends to roll slightly. The proper Clumber roll occurs when the dog, with correct proportion, reaches forward with the rear leg toward the centerline of travel and rotates the hip downward while the back remains level and straight. The gait is comfortable and can be maintained at a steady trot for a day of work in the field without exhaustion.

TEMPERAMENT

The Clumber Spaniel is a gentle, loyal and affectionate dog. He possesses an intrinsic desire to please. An intelligent and independent thinker, he displays determination and a strong sense of purpose while at work. A dog of dignity, the Clumber Spaniel may sometimes seem aloof with people unknown to him, but in time he will display his playful and loving nature. The Clumber Spaniel should never be hostile or aggressive; neither is acceptable and should not be condoned.

For Additional Clumber Spaniel Information

Clumber Spaniel Club of America web site: www.Clumbers.org

Clumber Spaniel Club of America Illustrated Study of the Standard approved by CSCA February 15, 2008

The White Spaniel, Jan E. Irving © 2000 Erinrac Enterprises

Clumber Spaniel. Ricky Blackman © 2000, Interpet Publishing United Kingdom

Clumber Spaniels. Jan Irving © 1998, Hoflin Publishing

The Aristocrat of Spaniels. W. J. Ironsides & M. Charlesworth © 1996
Published by the Authors

How to Raise and Train a Clumber Spaniel. Mr. & Mrs. R. Wilton Meyer © 1965, Reprint in 1997 as Clumber Spaniel

The Clumber Spaniel. Peggy Grayson and Rae Furness © 1991, Boydell & Brewer Press, UK

PUBLICATION ON CLUMBER SPANIEL CLUB OF AMERICA

The Clumber Spaniel Bulletin. A publication dedicated to the Clumber Spaniel. Published quarterly. © Clumber Spaniel Club of America




Clumbers like to carry things



Sweet and gentle temperament



Let's go for a swim!



Enjoying a walk in the woods



Clumbers like to slumber